



An overview of the proposed funding plan for education

Annie Lalancette and Katja R. Philipp

Wi: Journal of Mobile Media 2012 6:02

The online version of this article can be found at:

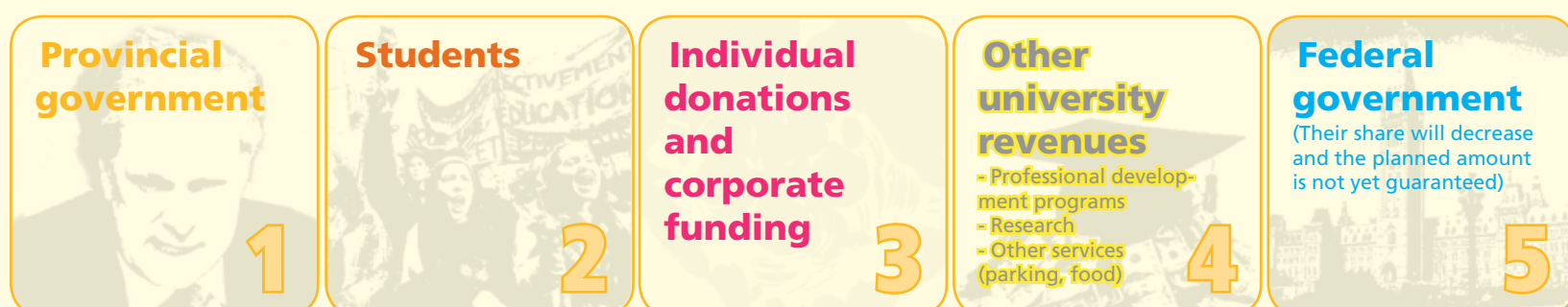
<https://doi.org/10.65968/QZMG8187>

Lalancette, Annie, Katja R. Philipp. "An overview of the proposed funding plan for education". *Wi: Journal of Mobile Media*. 6:02 (2012). Web. <https://doi.org/10.65968/QZMG8187>

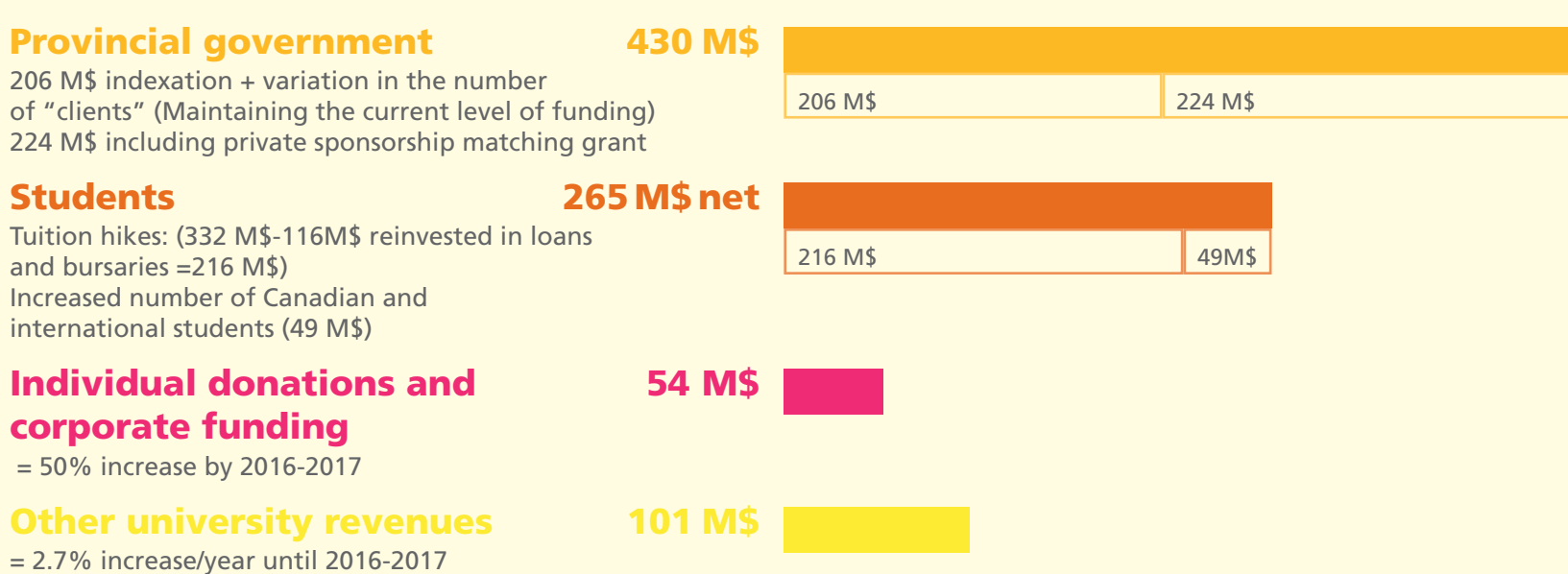
AN OVERVIEW

OF THE PROPOSED FUNDING PLAN FOR EDUCATION

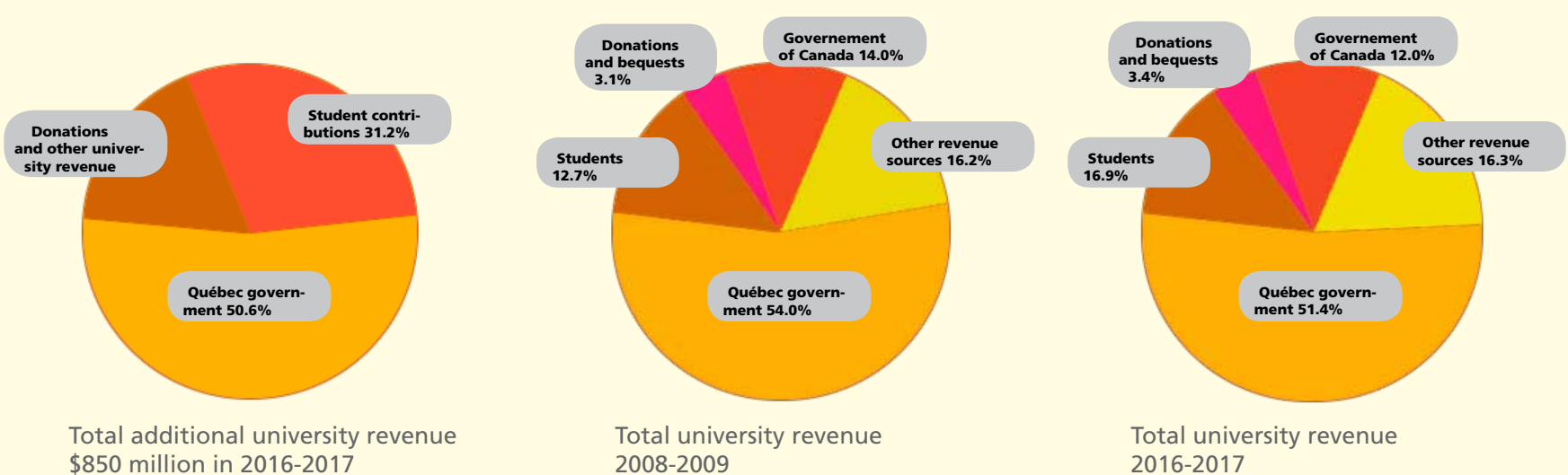
CURRENT FUNDING SOURCES



"NEW" MONEY FOR FUNDING: THE 850 M\$



PUBLIC/PRIVATE FUNDING BALANCE



DISTRIBUTION OF PUBLIC, PRIVATE AND INDIVIDUAL FUNDING OF QUÉBEC UNIVERSITIES 1988-2015 (IN % OF OVERALL FUNDING)

	Income From Public Sector	Income From Private Sector	Income From Individuals
1988	87.0%	7.5%	5.4%
2003	67.8%	21.2%	11.0%
2009	65.8%	22.0%	12.2%
2015 (P)	63.4%	19.7%	16.9%
Variation	(23.6%)	12.2%	11.5%

INCREASED STUDENT CONTRIBUTION

Tuition increase of **325\$/year** until 2016-2017 for a total tuition increase of **1625\$/year**

Bursaries will be marked up to fully compensate for tuition increases

Loans will be marked up to fully or partly compensate for tuition increases

There is no mention in the Plan of the **cost of increased interest payments** on student loans by the provincial government

Universities will need to **increase the number of Canadian and international students** in order to meet the Plan's objectives

INDIVIDUAL DONATIONS AND CORPORATE FUNDING

Universities are expected to **increase their private funding by 50% by 2016-2017**

The government will put in place a private sponsorship matching plan to create further incentives

Double incentive to increase private funding: Decreases in the governments' share

The private sponsorship matching grant

COMPONENT 1:

Increases in the current matching grant
Universities will receive for a given year a **matching grant of 0.25\$ for every dollar received from private donations** on average over the last five known year
Maximum subsidy: 1 M\$ per institution per year
Total ceiling is increased from 10 to 40 M\$

COMPONENT 2:

Universities are "invited" to set up funding campaigns to increase their private funding by 8% per year compared to their average in 2004-2009
Private donations within this 8% growth will be matched
Small universities (less than 15,000 students)ratio of 1: 1
Large universities (more than 15,000 students)ratio of 0.5 : 1

OTHER UNIVERSITY REVENUES

« Le gouvernement s'attend à ce que les universités obtiennent davantage de contrats privés de recherche, et qu'elles commercialisent dans de meilleures conditions les résultats de leurs recherches » (Finances Québec, 2011 p. 34).

Universities are expected to obtain **more private research contracts and better commercialize their research results**

Universities are encouraged to **expand their professional development programs specifically tailored to the needs of corporations:**

"Universities have every interest in increasing services offered directly to businesses, as this would strengthen their ties to businesses and enable them to obtain additional resources" (Finances Québec, 2011, p. 35)

HOW THE MONEY WILL BE SPENT

Competitive positioning 53-106 M\$

53 - 106 M\$

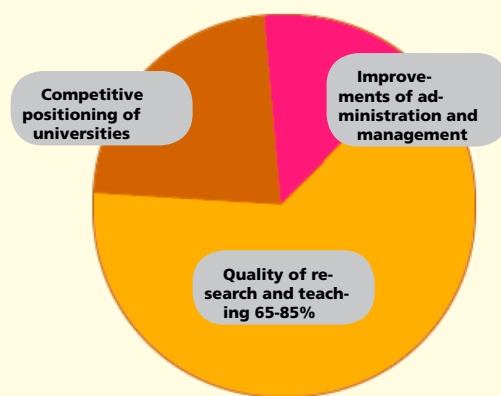
Improvements 26.5-79.5 M\$

26.5 - 79.5 M\$

Quality of research and teaching

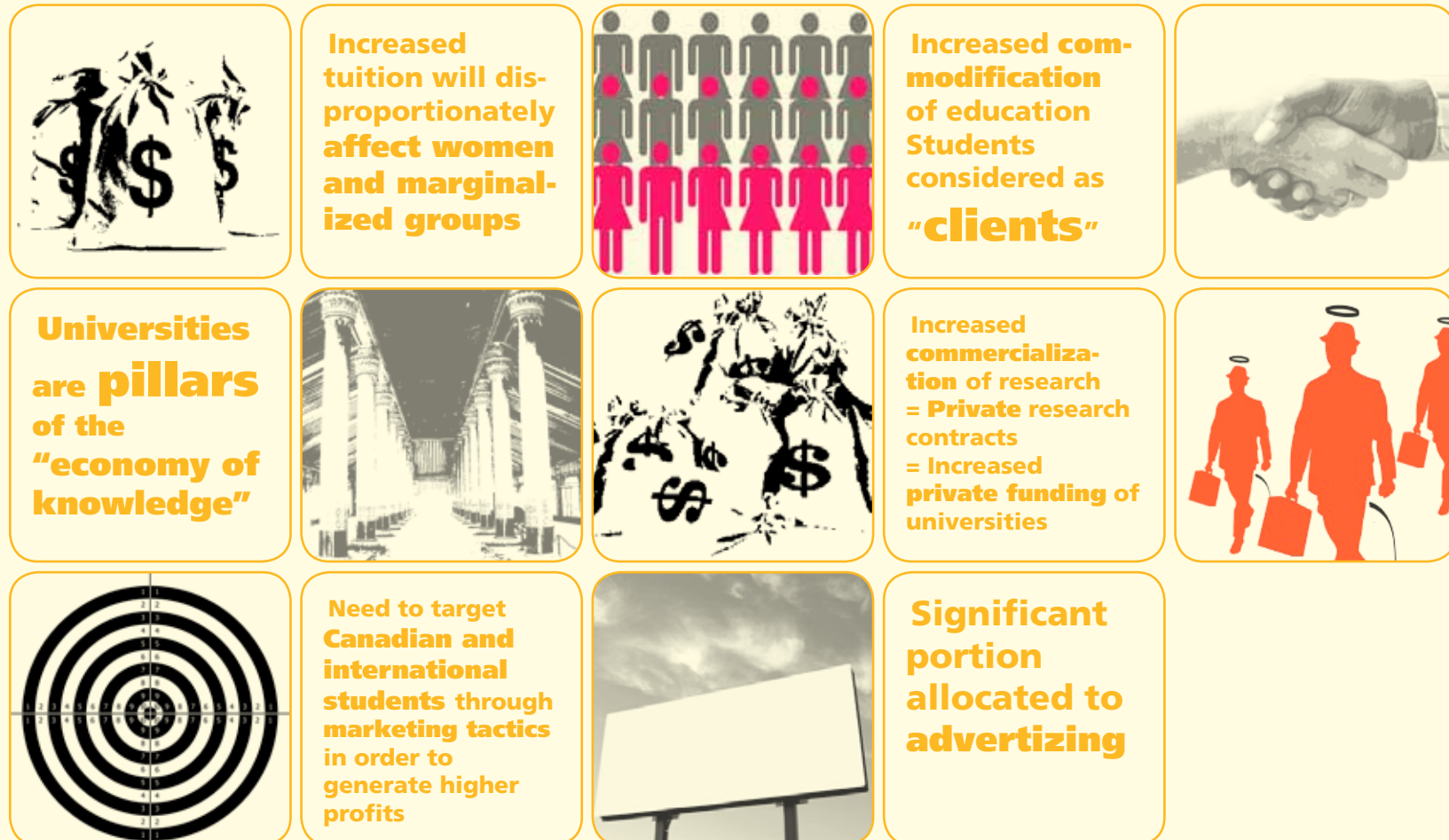
TEACHING 265 - 318 M\$

RESEARCH 79.5 - 132.5 M\$



Breakdown of the additional resources for universities

SUMMARY



SOURCES:
a) Finances Québec, 2011 (p. 17)
b) VIERSTRAETE, Valerie, MELS 2007